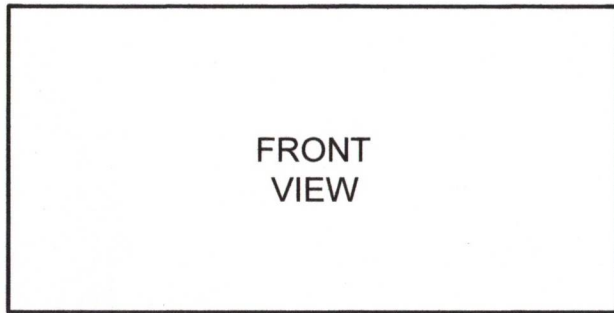
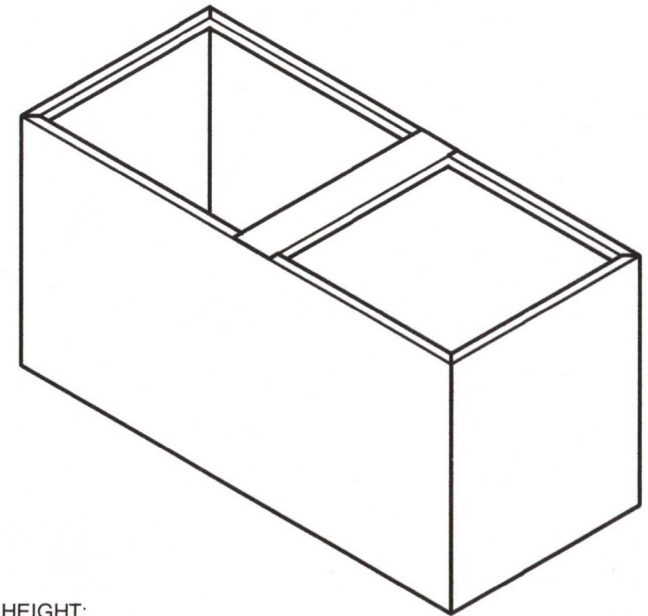
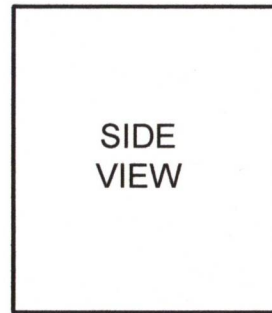


CUSTOMER: \_\_\_\_\_  
 P.O. \_\_\_\_\_  
 DATE: \_\_\_\_\_  
 DATE NEEDED: \_\_\_\_\_  
 PHONE: \_\_\_\_\_



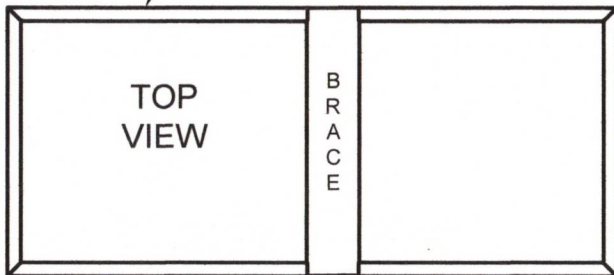
FRONT  
VIEW

WIDTH: \_\_\_\_\_



SIDE  
VIEW

HEIGHT: \_\_\_\_\_



TOP  
VIEW

B  
R  
A  
C  
E

DEPTH: \_\_\_\_\_

LEGS	LINER	TOP	
	1"	FULL	
	1 1/2"	1/2	
	DUCT BOARD		
SPECIAL INSTRUCTIONS			



PROJECT

**KLING FABRICATION**

TITLE

**PLENUM BOX**

APPROVED	SIZE	CODE	DWG NO	REV
CHECKED	B			
DRAWN	russell klingensmith 8/21/2021		SCALE 1:10	WEIGHT
				SHEET 1/1